


# How to Access your Mobile Tickets



**WELLS FARGO**  
CHAMPIONSHIP



1. Please click the link on the bottom right corner of your confirmation email to “Manage Tickets” or visit the link below on your mobile device.

<https://am.ticketmaster.com/pgawellsfargo/>

2. Click the “Sign In” at the top right corner of the page.

3. Enter in your email address associated with your account, and the password you created when you purchased your tickets.

AA am.ticketmaster.com

My Wells Fargo Championship Account

Sign In

Email Address \*

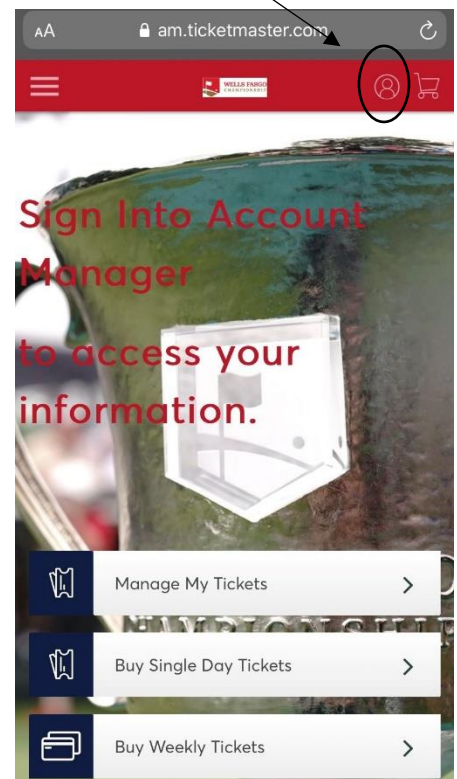
Password \*

Remember Me [Forgot Password?](#)

SIGN IN

Don't have an Account? [Click Here](#)

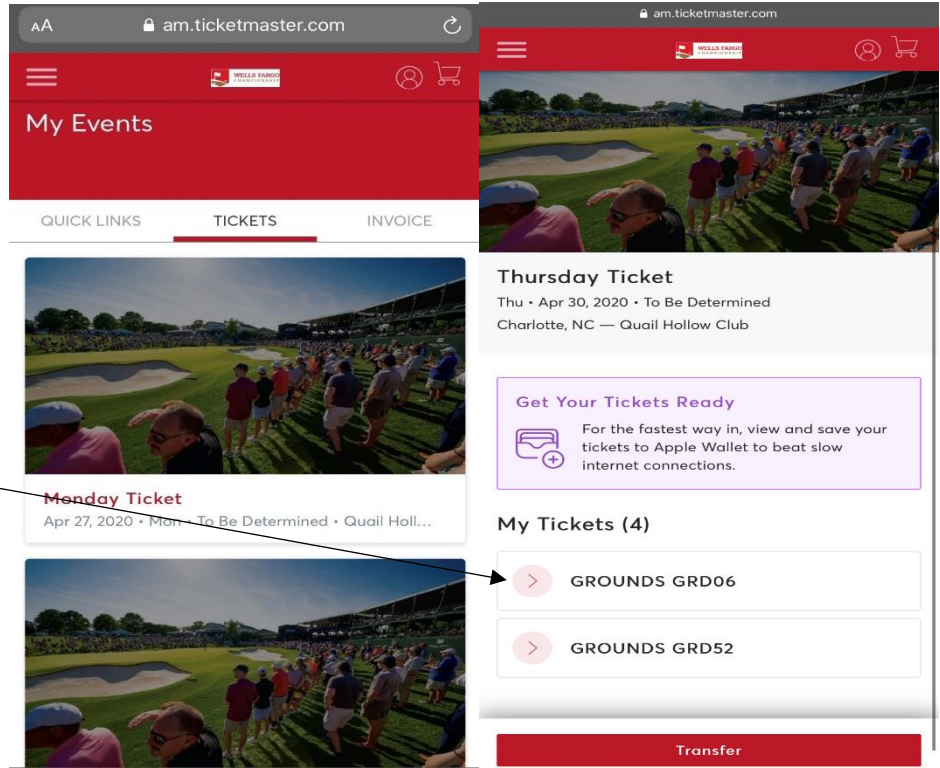
Note: If you forgot your password, click forgot password to have a reset password link sent to your email address.



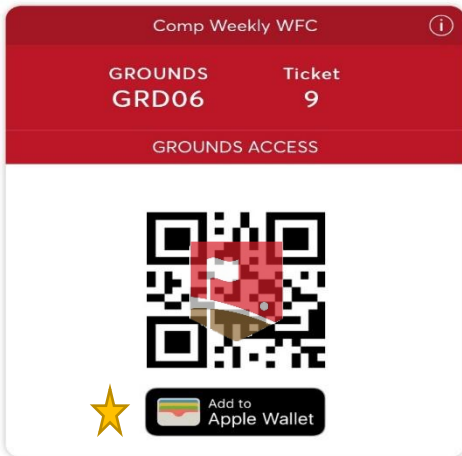
4. You will see the tickets on your main account page.

5. Select a day to view your ticket(s) for that day.

6. Select a specific ticket within that day to view or add to your mobile wallet.

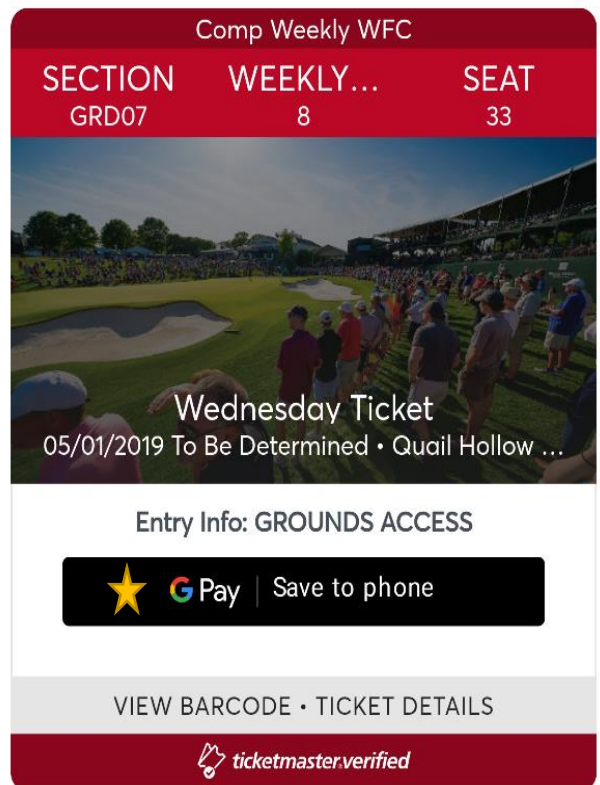


Add your ticket to your Apple Wallet.



Save to your Android via Google Pay.

1 Ticket



Transfer


Click here to transfer your ticket to someone else.

# How to Transfer your Mobile Tickets



**WELLS FARGO**  
CHAMPIONSHIP

< 2 Add a Recipient



Thursday Ticket  
Thu · Apr 30, 2020 · To Be Determined

1 Item(s) Selected for Transfer [Show](#)

---

Add a Recipient

First Name \*

Last Name \*

Email \*

Add a Message (Optional)

Cancel [Transfer](#)

**1. Enter in the recipients first and last name, email address and optional message.**

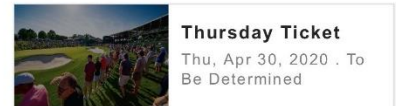
**2. Click transfer to send the ticket.**

The recipient will receive an email like this to accept the ticket.

### Your Tickets from Are Here




### Accept Your Tickets for Your Event



This email is NOT your ticket.

Claim your tickets by Fri, May 01, 2020 @ 08:00 pm. Please tap Accept Tickets to complete the transfer and agree to our **Terms of Use**. If you decide to decline this ticket transfer, no action is required on your part.

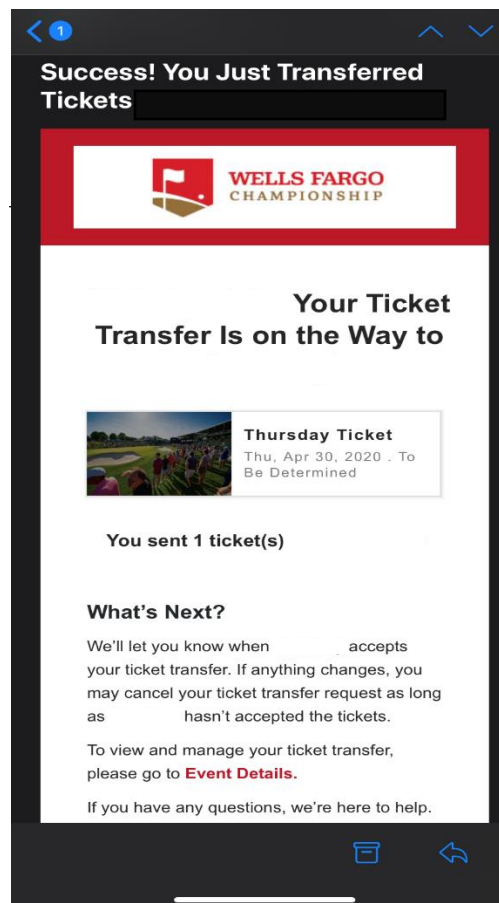
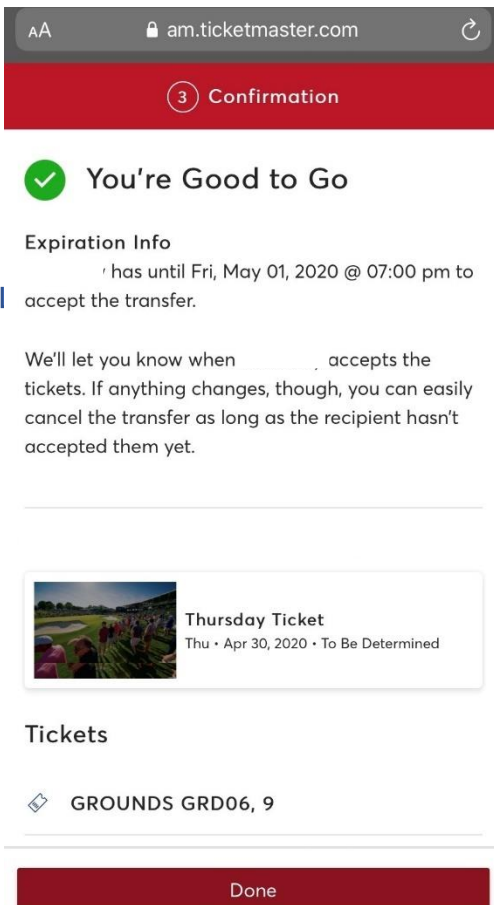


3. Your recipient will click Accept Tickets.

4. Once the tickets are accepted, they will be added to the recipient's Ticketmaster account.

**Note: If the recipient does not have a Ticketmaster account, they will be prompted to create one with the same email you transferred the tickets to.**

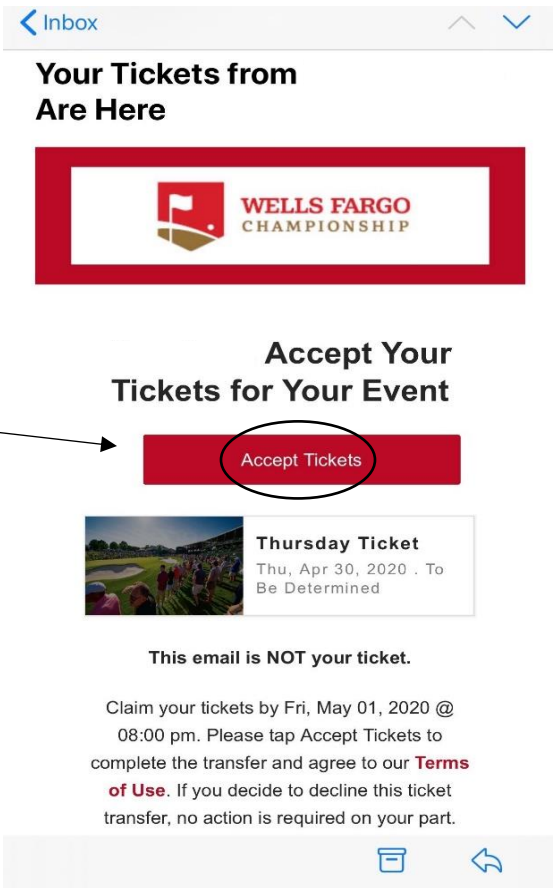
5. You will receive a confirmation email once the tickets have been sent to the person you are transferring to.



# How to Accept Tickets

1. Receive and Email saying that someone has transferred Tickets to you.
2. Select the *Accept Tickets* button on your email.
3. Sign into your existing account or create a new account.

**Note:** The emailed used with the account must be linked to the email that the tickets are sent from.



## My Wells Fargo Championship Account

Sign In

Email Address \*

Password \*

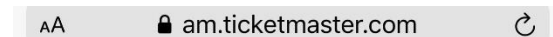
Remember Me

[Forgot Password?](#)

SIGN IN

Don't have an Account? [Click Here](#)

4. Select the Accept button after logging in to confirm the acceptance of your ticket(s).



Oh, It's On

sent you 1 ticket(s).

Time to get stoked. You've got until Fri, May 01, 2020 @ 07:00 pm to secure your spot.



Thursday Ticket

📅 Thu • Apr 30, 2020 • To Be Determined

📍 Charlotte, NC — Quail Hollow Club

🎫 GROUNDSD GRD06, Ticket 9

Not now

Accept